

Design of ED-PWM system an UWB wireless communication system

RAVINDRA KUMAR¹, SHESH NATH YADAV², SH. A. G. RAO³,
 SH. NISHANT TRIPATHI⁴, SH. S. K. SINGH⁵

¹M.tech Student at National Institute of Electronics and Information Technology (NIELIT) Gorakhpur.

²M.tech Student at National Institute of Electronics and Information Technology (NIELIT) Gorakhpur.

³Scientist-(B) at National Institute of Electronics and Information Technology (NIELIT) Gorakhpur.

⁴Scientist-(C) at National Institute of Electronics and Information Technology (NIELIT) Gorakhpur.

⁵Scientist-(D) at National Institute of Electronics and Information Technology (NIELIT) Gorakhpur.

ABSTRACT

Ultra-wideband wireless communications technology has many merits, including an extremely simple radio that inherently leads to low-cost design, large processing gain for robust operations in presence of narrowband interference, covert operations, and fine time resolution for accurate position sensing. However, there are a number of challenges in UWB receiver design, such as capturing multipath energy, inter-symbol interference especially in a non-line-of-sight environment, and the necessity for high-sampling-rate analog-to-digital converters. In this article we provide a comprehensive review of UWB multiple access and modulation schemes, and their comparison with narrowband radios. We also outline issues with UWB signal reception and detection, and explore various suboptimal low-complexity receiving schemes.

Keyword: *Keywords-Ultra-wideband (UWB); pulse width modulation (PWM); pulse position modulation (PPM); bit error rate (BER); additive white Gaussian noise channel (AWGN).*

1. INTRODUCTION

FCC Defined a signal is an UWB if the bandwidth of the signal is

$$B \geq 500 \text{MHz.}$$

Ultra Wideband Impulse Radio (IR) has attracted much interest for indoor high rate communications due to its significant characteristics. The fundamental characteristic of UWB is the extremely large bandwidth requirement since very narrow pulses with appropriate shape and sub-nanosecond duration, referred to as monocycles, are being used by the transmitted signal. It also exhibits robust multiple-access (MAC) performance with little interference to other communication systems sharing the same bandwidth due to its very low power spectral density (PSD).

Ultra Wideband radio would rather change some pulse parameter such as pulse position, pulse amplitude and so on to implement modulation than adopt the sine carrier for information transmission. There are various modulation scheme investigated in many papers. Pulse position modulation (PPM) and pulse amplitude modulation (PAM) are popular in IR-UWB schemes due to their feasibility and their performance are extensively developed in. Furthermore a composite modulation scheme named pulse position amplitude modulation (PPAM) combines PPM and PAM constellations to provide a better trade-off between system performance and complexity. The performance of UWB transmission with RAKE reception and PPM modulation is given in. The channel capacity of PPM is determined for a time-hopping multiple-access UWB communication system and the error probability and performance bounds are derived for a multiuser environment in. Reference presents two novel hybrid modulation schemes for Ultra-Wideband (UWB) communication systems using Time-Hopping Spread Spectrum (TH-SS) techniques. These schemes are namely: Biphase N-ary PPM and Biphase M-ary PAM. In the Biphase N-ary PPM, a combination of PPM and Binary Phase Shift keying (BPSK) provides better system performance with low computational complexity, while the Biphase M-ary PAM combines the PAM and BPSK to give enhanced system performance and the same complexity. This paper presents a new modulation scheme - pulse width modulation (PWM) that employs pulses with same amplitude and different width to carry different information, unlike PPM and PAM. The remainder of the paper is organized as follows. Section II describes signal format of binary TH-PWM and binary TH-PPM systems. The BER performance of TH-PWM system is derived under no inter-frame interference (IFI) and no inter-pulse interference (IPI) assumption in section III. The theoretical and computer simulation results are presented in section IV. Finally, section V concludes the

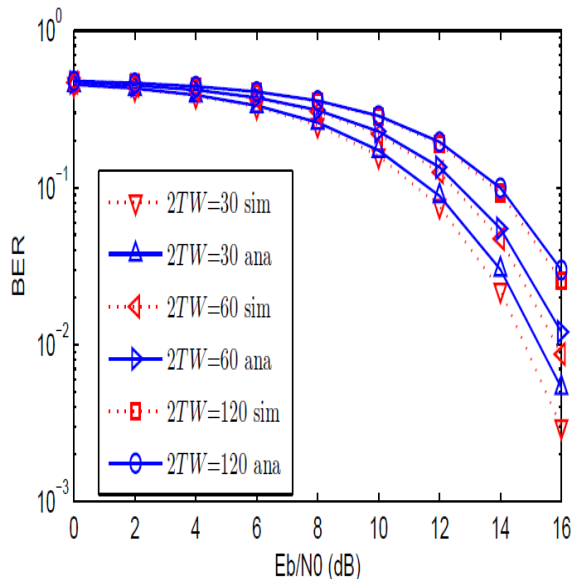
paper UWB is widely used in LPI, LPD system and in other commercial application as like unmanned Aerial Vehicle and Unmanned Ground Vehicles etc.

2. BER PERFORMANCE OF PWM

The 'Bit Error Rate (BER)' is the no. of 'bit errors' divided by the total no of transferred bits during a time interval. BER is unit less measurement often expressed in percentage(%) the total BER of PWM in AWGN channels is,

$$P_e = Q\left(\frac{\frac{4 E_b}{3 N_0}}{\sqrt{2TW + \frac{8 E_b}{3 N_0}} + \sqrt{2TW + \frac{4 E_b}{3 N_0}}}\right)$$

Where T is the integration time and W is the bandwidth of the filtered signal.



3. ENERGY DETECTION RECEIVER

Fig.shows the structure of energy detection (ED) receiver, where s(t) denotes the signal arriving at the receiver, n(t) is additive white Gaussian noise (AWGN) and r(t) = s(t) + n(t) denotes the composition of signal and noise. The filter is designed to capture as much signal energy as possible and suppress out-of-band noise simultaneously.

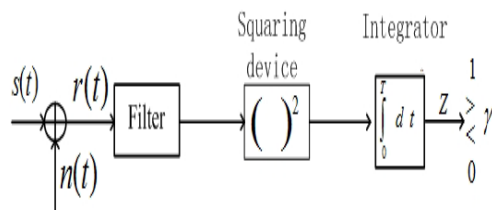


Fig. Energy detection receiver

4. MODULATION TECHNIQUE

There are two receiver methods of UWB systems: coherent and non-coherent methods. The coherent receiver method includes rake receiver, and the non-coherent methods include energy detection, transmitted-reference and differential detection.

In this paper presents a new modulation scheme- energy detection pulse width modulation (ED-PWM) for UWB communication systems and describes the signal model modulated by this modulation scheme.

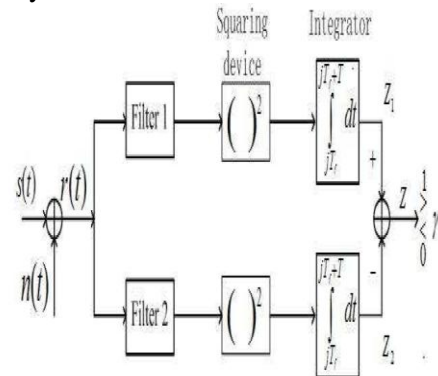


Fig. ED-PWM receiver

The signal arriving at the receiver is denoted by s(t), the AWGN is denoted by n(t), and the sum of s(t) and n(t) is denoted by r(t). The integration interval $T \leq T_f$. The decision statistic is given by $Z = Z1 - Z2$, where Z1 and Z2 are the outputs of branch 1 and 2, respectively. Finally, Z is compared with threshold γ to determine the transmitted bit. If $Z \geq \gamma$, the transmitted bit is 1, otherwise it is 0.

4.1 Advantage of ED-PWM receiver

In multipath channels, PPM suffers from cross-modulation interference if the integration interval is shorter than maximum channel spread. PWM does not suffer from cross-modulation interference. This makes PWM a better scheme than PPM for high data rate communication when the integration interval is shorter than the maximum channel spread. Also when synchronization errors occur, PWM is more robust and achieves better BER performance than PPM. The main advantage of ED-PWM is it uses lower order Gaussian pulse generator.

5. CONCLUSION

This paper presents a new modulation scheme-PWM and describes the ED-PWM signal model. This system gives the better BER performance in presence of CMI and synchronization errors. Hence this system robust signals bandwidth. When the GFSK is compared to PWM it exhibits better BER performance in AWGN channels,

multipath channels, and in presence of synchronization errors. However, PWM systems uses lower order Gaussian pulse generator than GFSK systems, so the pulse generator in PWM is easier to implement than that of GFSK.

REFERENCE

- 1: S. Mohan, R. Kapoor, B. Mohanty, "Enhanced HSDPA Mobility Performance: Quality and Robustness for Voice over HSPA Service," IEEE 71st Vehicular Technology Conference, May 2010,
- 2: M. Alvarez-Campana, E. Vazquez, J. Vinyes, "Performance modeling of web access over HSPA networks," IEEE International Congress on Ultra Modern Telecommunications and Control Systems and Workshops, Oct 2010
- 3: B. Heder, C. Vulkan, "Improved Uplink Macro Diversity Combining in Evolved HSPA Systems," IEEE 69th Vehicular Technology Conference, April 2009, pp. 1-5
- 4: T. Isotalo, J. Palttala, J. Lempinen, "Impact of indoor network on the macrocell HSPA performance," IEEE International Conference on Broadband Network and Multimedia Technology, Oct. 2010, pp. 294-298
- 5: K. Banitsas, S. Tachakra, E. Stefanidis, K. Boletis, "Using HSPA to improve the telemedical links on a moving ambulance," IEEE 30th Annual International Conference Engineering in Medicine and Biology Society, Aug. 2008, pp. 739-742
- 6: Ghavami. M.; Michael, L.B.; Kohno, R., "Ultra wideband signals and systems in communication engineering.
- 7: S. Gishkori, G. Leus, and V. Lottici, "Compressive sampling based differential detection for UWB impulse radio signals," *Elsevier Phys. Commun.*, vol. 5, no. 2, Jun. 2012.
- 8: S. Gishkori, G. Leus, and H. Deliç, "Energy detectors for sparse signals," in *Proc. IEEE Signal Process. Adv. Wireless Commun. (SPAWC)*, Jun. 2010.
- 9: A. Maali, A. Ouldali, H. Mimoun, G. Baudoin, "An evaluation of UWB localization under non line-of-sight (NLOS) propagation," IEEE 3rd International Symposium on Wireless Pervasive Computing, May 2008, pp. 379-382.
- 10: D. Cassioli, M. Z. Win, F. Vatalaro and A. F. Molisch, "Low complexity rake receivers in ultra-wideband channels," *IEEE Trans. Wireless Commun.*, vol. 6, no. 4, pp. 1265-1275, Apr. 2007.

Authors

RAVINDRA KUMAR

received the B.Tech degrees in Electronics and Communications Engineering from Chandra Shekhar Azad University of Agriculture & Technology in 2011. He is currently working toward the M.Tech degree in Electronic Design and Technology, National Institute of Electronics and Information Technology (NIELIT) (An Autonomous body of Department of Electronics & Information Technology, Government of India) Gorakhpur Centre, MMM Engineering College Campus, Gorakhpur-273010

ravindra132607@gmail.com

SHESHNATH YADAV

received the B.Tech degrees in Electronics and Communications Engineering from ABES ENGINEERING COLLEGE GHAZIABAD, in 2010. He is currently working toward the M.Tech degree in Electronic Design and Technology, in the Department of Electronic Design and Technology, National Institute of Electronics and Information Technology (NIELIT) (An Autonomous body of Department of Electronics & Information Technology, Government of India) Gorakhpur Centre, MMM Engineering College Campus, Gorakhpur-273010

sheshnathyadav15@gmail.com

SH. A.G. RAO

agrao@nielit.gov.in

Position- Scientist-'B'

Department of ED&T

National Institute of Electronics and Information Technology (NIELIT)

(An Autonomous body of Department of Electronics &

Information Technology,

Government of India) Gorakhpur Centre, MMM University of Technology Campus, Gorakhpur-273010

SH. NISHANT TRIPATHI

nishant@nielit.gov.in

Position- Scientist-'C'

Department of ED&T

National Institute of Electronics and Information Technology (NIELIT)

(An Autonomous body of Department of Electronics &

Information Technology,

Government of India) Gorakhpur Centre, MMM University of Technology Campus, Gorakhpur-273010

SH. S. K. SINGH

sksingh@nielit.gov.in

Position- Scientist-'D'

Department of ED&T

National Institute of Electronics and Information Technology (NIELIT)

(An Autonomous body of Department of Electronics &

Information Technology,

Government of India) Gorakhpur Centre, MMM University of Technology Campus, Gorakhpur-273010